


QUELS SONS FONT LES LETTRES ?



AN EN
AM EM

AN EN
AM EM



vent cent
devant blanc
jambe rampe
temps
emmener

AN
EN
AM
EM



quand il y a une voyelle après ou
quand il y a une double consonne :
2N ou 2M

piano menu
rame demi
flamme
panne renne

